


	<p align="center">INSPECTION REPORT Pre-Shipment Inspection</p>	<p align="right">Report No. :H-14090491</p>
---	--	---

INSPECTION INFORMATION			
Client	XXXX		
Supplier	XXXX		
Factory	XXXX		
Inspection Instruction	GWI-S-002-HQT;		
P.O. No.	14854, 3116	P.O. Quantity	749Pieces
Item No.	962857-406,162730-406	Sampling Plan	ISO2859: Single; Normal
Inspection Date	XXXX	Sampling Level	G-II
Inspection Location	XXXX	Sample Size	80Pieces
Inspection Sequence	Original inspection	AQL	Critical:0, Major:2.5, Minor:4.0
Product description	Bluse 1/1A AOP 100%PES; Bluse 1/1A Pailletten Material Mix		



INSPECTION RESULT SUMMARY			
Category	Conform	Not Conform	Pending
1.Quantity			x
2.Workmanship	x		
3.Style, Color & Documentation			x
4.Field Test & Measurement		x	
5.Shipping Mark & Packaging			x
OVERALL CONCLUSION NOT CONFORM to client's requirement			

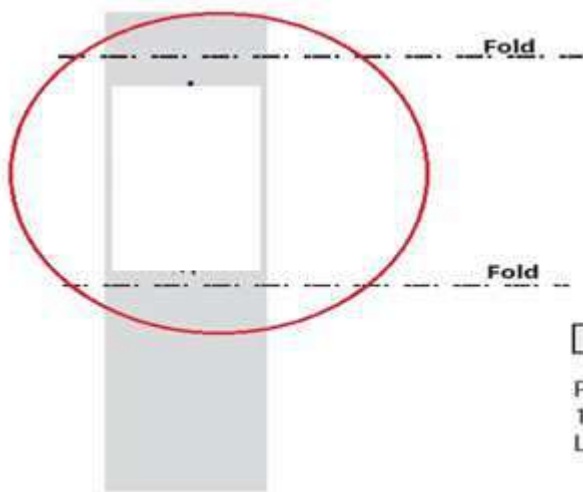
<p>Approved by HQTS Supervisor:</p>	
-------------------------------------	---

This report reflects the facts as recorded by HQTS at the time and place of inspection. It does not relieve the manufacturers from their contractual obligations nor prejudice client's right for compensation for any apparent and/or hidden defects not detected during our random inspection or occurring thereafter.

SPECIAL ATTENTION POINT (SAP)		
1	Quantity	Please refer to the following findings
1.1	Total shipping quantity was 623 pieces instead of 749 pieces that stated on the order sheet. It was out of client's tolerance +/-5%.	

2	Workmanship	Nil
---	-------------	-----

3	Style, Color & Documentation	Please refer to the following findings
3.1	For item#162730-406, the main label was found different from spec. provided by client. Please refer to the following photos.	



SAP 3.1(1) Spec.



SAP 3.1(2) Actual

4	Field Test & Measurement	Please refer to the following findings
4.1	For both items, some measure points were found out of client's tolerance. Details please refer to attached size charts.	
4.2	For item#162730-406, the actual assortment in carton no.3 was 2S/2M/2L/1XL instead of 2M/2L/2XL/1XXL marked on carton.	

5	Shipping Mark & Packaging	Please refer to the following findings
5.1	For both items, discrepancies of shipping mark were found between bulk goods and spec. provided by client. Details please refer to attached photos.	
5.2	For item#962857-406, some pieces were found without spare button during inspection. The factory claimed that total 200pieces were without spare button. Details please refer to attached photos.	
5.3	For both items, the poly bag could be easily damaged when open it because the stickiness was very strong at opening. Details please refer to attached photos.	
5.4	Item# 3115 & order# 962847-406 were stated on PO; while the actually findings on carton/hangtag were Item# 3116 & order# 962857-406.	



PRINTING: (BOX)

Side 1 : Assortement

Side 3 : Details

Side 2 +4 :

S M L XL		STYLE-NO:	
Colonne: 2 3 2 1		ORDER-NO:	POSITION*:




SAP 5.1(Spec.)



SAP 5.1(Actual 1)


STYLE-NO:	962857-406	
ORDER-NO:	3116	POSITION*: 20
WEIGHT:	11.15KG	
BOX:	2 of 4	



SAP 5.1(Actual 2)

SIZE:	38	40	42	44	46	48	
GRAPHIT:	1	1	1	2	1	1	X 16



079 Black



SAP 5.1(Actual 3)

SIZE:	S	M	L	XL	XXL	
roast	1	2	2	1	1	X 16

079 Black



SAP 5.1(Actual-item 162730-406)



SAP 5.2(1)



SAP 5.2(2)



SAP 5.3(1)



SAP 5.3(2)

INSPECTION DETAILS								
1.Quantity					Pending			
P.O. No.	Item No.	P.O. Qty	Shipment Qty		Packed Qty		Sample Size	
		(Piece)	(Piece)	(Carton)	(Piece)	(Carton)	(Piece)	(Carton)
3116	962857-406	399	385	4	385	4	49	2
14854	162730-406	350	238	3	238	3	31	2
Total		749	623	7	623	7	80	4

2.Workmanship					Conform		
Defects Description					Critical	Major	Minor
Item#962857-406							
- Open seam at shoulder/ care label						2	
- Twisted stitches at shoulder						1	
- Slight uneven seam at upper hem							4
- Untrimmed thread end							1
Item#162730-406							
- Wrinkled mark at back slit							1
- Untrimmed thread end							1
Total Found:					0	3	7

Allowed:		0	5	7
The following field test included in workmanship check				
1)	Labeling check			

Defect Photos



Item 962857-406 defect--open seam at care label-ma



Item 962857-406 defect--open seam at shoulder-ma



Item 962857-406 defect--twisted stitches at shoulder-ma



Item 962857-406 defect--slight uneven seam at upper hem-mi 1



Item 962857-406 defect--slight uneven seam at upper hem-mi 2



Item 962857-406 defect--untrimmed thread end-mi



Item 162730-406 defect--wrinkled mark at back slit-mi

Item 162730-406 defect--untrimmed thread end-mi

3.Style, Color & Documentation		Pending		
DESCRIPTION		Conform	Not Conform	Pending
The inspected samples were consistent with		-	-	-
Purchase Order		X		
Product Specification				X


4.Field Test				Not Conform		
Item		Specification	Sample Size	Conform	Not Conform	Pending
1)	Smell check		5 Samples//Item	X		
2)	Barcode readability check		5 Samples/Item	X		
3)	Wearing check		2 Samples/Item	X		
4)	Size measurement check		5 Samples/Size		X	
5)	Carton dimension check		1 Carton/Item	X		
6)	Carton gross weight check		1 Carton/Item	X		
7)	Assortment check		100% Selected cartons			X

Measured Data was listed as below table:

Item No.	Carton dimension (cm)		Weight of carton (kg) (+/-10%)	
	Specification	Result	Specification	Result
962857-406	-	55.5x36x31	11.15	11.10
162730-406	-	55.5x36x31	12.05	12.05

5.Shipping Mark & Packaging	Pending
--	----------------

1) Shipping mark photos



2) Packaging photos



<p>Remark: Only item no. 962857-406 is listed here for your reference. For other items please refer to photos attached.</p>

6.Reference Note	
1)	Carton numbers selected for sampling were: 2, 4 (item#962857-406); 2, 3(item#162730-406)
2)	Total 1 inspected carton was sealed with “HQTS” sticker and carton number was: 2 (item#162730-406)
3)	Manufacturer did not allow us to draw any production sample for reference.
4)	The item weight check was conducted by using the factory's testing appliance without calibration.

P.O.: 14854					Style: 162730-406																				
MEASUREMENT PIONT (CM)	SZ	S/36					SZ	M/38					SZ	L/40					SZ	XL/42					T O L +/-
	CL						CL						CL						CL						
WIDTH OF CHEST	49	+0.5	-	-	+0.5	-	51	-	-0.5	-	+0.5	+0.5	53	-	-	-0.5	-	-	55.5	-	-	-	+0.5	+0.5	1
WIDTH OF WAIST 41CM	46	-0.5	-	-0.5	-	-0.5	48	-0.5	-	-0.5	-0.5	-	50	-	-	-	-0.5	-	52.5	-0.5	-	-0.5	-	-	1
HIP WIDTH 61CM	52	-	-0.5	-	-	-	54	+0.5	-	+0.5	-	-	56	-0.5	-	-	-0.5	-	58.5	-0.5	-	-0.5	+0.5	+0.5	1
HEIGHT OF BOTTOM CUFF	2	-1.4	-1.4	-1.4	-1.4	-1.4	2	-1.4	-1.4	-1.4	-1.4	-1.4	2	-1.4	-1.4	-1.4	-1.4	-1.4	2	-1.4	-1.4	-1.4	-1.4	-1.4	0.5
WIDTH OF BOTTOM HEM	53	-0.5	-	-	-0.5	-	55	-	-	-	-	-0.5	57	-0.5	-	-	-0.5	-	59.5	-0.5	-	+0.5	-	+0.5	1
WIDTH OF SHOULDER TOTAL	37	-	-	-0.5	-	-0.5	38	-0.5	-0.5	-0.5	-	-0.5	39	-	-	-	-	-0.5	40	-	-	-0.5	-	+0.5	0.5
ARMHOLE DEPTH HSP	23.5	-0.5	-1	-0.5	-0.5	-0.5	24	-0.5	-	-0.5	-0.5	-	24.5	-	-	-0.5	-	-0.5	25.5	-1	-1	-0.5	-0.5	-0.5	1
UPPER WIDTH OF SLEEVE	17.5	-	+0.5	-	-	+0.5	18	+0.5	-	+0.5	+0.5	-	18.5	-	-	+0.5	-	-	19.5	-0.5	-	-0.5	-0.5	-	1
WIDTH OF ELLBOW	14.5	+0.5	+0.5	+0.5	+0.5	+0.5	15	+0.5	+0.5	+0.5	+0.5	+0.5	15.5	+0.5	+0.5	+0.5	+0.5	+0.5	16.5	+0.5	+0.5	+0.5	+0.5	+0.5	0.5
SLEEVE LENGHT	62	-0.5	-1	-1	-0.5	-1	62	-0.5	-1	-1	-0.5	-	62	-1	-1	-1	-0.5	-1	62	-0.5	-1	-0.5	-0.5	-1	1
WIDTH OF OPENING SLEEVE CUFF	10.5	-	-	-0.5	-	-	11	-0.5	-0.5	-	-0.5	-	11.5	-0.5	-	-	-	-0.5	12	-0.5	-	-0.5	-	-0.5	0.5
NECK OPENING	22	-0.5	-1	-0.5	-	-0.5	22	-0.5	-1	-	-	-0.5	22	+0.5	+1	+0.5	-	+0.5	23	+0.5	-	+0.5	-	-	1
NECK DROP FRONT	16	-0.5	-	-0.5	-0.5	-	16	-0.5	-	-	-0.5	-	16	-	-	-	-0.5	-	17	-0.5	-0.5	-0.5	-	-0.5	1
NECK DROP BACK	2.5	-	-	+0.5	-	+0.5	2.5	+0.5	+0.5	+0.5	-	+0.5	2.5	+0.5	+0.5	-	+0.5	-	2.5	+0.5	-0.5	+0.5	+0.5	+0.5	1
COLLAR HEIGHT BACK	1	-	-	-	-	-	1	-	-	-	-	-	1	-	-	-	-	-	1	-	-	-	-	-	0.5
LENGHT FROM SHOULDERPOINT	61	-1	-	-0.5	-	-1	62	-0.5	-1	-	-1	-1	64	-0.5	-1	-0.5	-	-	66	-	-	-1	-1	-1	1-2
LENGHT FROM SHOULDERPOINT	65	-1.5	-1	-1	-0.5	-1	66	-1	-1	-0.5	-1	-1.2	68	-0.5	-0.5	-1	-	-0.5	70	-1	-0.5	-1	-1.2	-	1-2

size chart 1

P.O.: 14854					Style: 162730-406														
MEASUREMENT POINT (CM)	SZ	XXL/44					SZ						SZ						T O L +/-
	CL						CL						CL						
WIDTH OF CHEST	58	-0.5	-	-0.5	-	-0.5													1
WIDTH OF WAIST 41CM	55	-0.5	-	-0.5	-0.5	+0.5													1
HIP WIDTH 61CM	61	-1	-0.5	-0.5	-0.5	-0.5													1
HEIGHT OF BUTTOM CUFF	2	-0.6	-0.4	-0.4	-0.4	-0.6													0.5
WIDTH OF BOTTOM HEM	62	-1	-0.5	-1	-0.5	-0.5													1
WIDTH OF SHOULDER TOTAL	41	-	-	-	-0.5	-													0.5
ARMHOLE DEPTH HSP	26.5	-1	-1	-0.5	-0.5	-1													1
UPPER WIDTH OF SLEEVE	20.5	-0.5	-	-0.5	-	-													1
WIDTH OF ELLBOW	17.5	-0.5	-0.5	-0.5	-0.5	-													0.5
SLEEVE LENGHT	62	-1	-1	-1	-1	-0.5													1
WIDTH OF OPENING SLEEVE CUFF	12.5	-	-	-	-0.5	-													0.5
NECK OPENING	23	+1	+0.5	-	+0.5	-													1
NECK DROP FRONT	17	-	-	-0.5	-	-0.5													1
NECK DROP BACK	2.5	+0.5	+0.5	+0.5	+0.5	+0.5													1
COLLAR HEIGHT BACK	1	-	-	-	-	-													0.5
LENGHT FROM SHOULDERPOINT	68	-1.5	-1	-	-0.5	-0.5													1-2
LENGHT FROM SHOULDERPOINT	71	-1	-1	-1	-0.5	-													1-2

size chart 2

P.O.: 14854 3116		Style: 162730-406 962857-406																							
MEASUREMENT PIONT (CM)	SZ	38					SZ	40					SZ	42					SZ	44					TOL +/-
	CL						CL						CL						CL						
WIDTH OF CHEST	51.5	/	/	0.5	/	/	53.5	+0.5	/	+0.5	/	/	56	/	/	0.5	/	/	59.5	/	0.5	/	/	/	1
WIDTH OF WAIST	50	/	/	0.5	/	/	52	/	/	0.5	/	/	54.5	0.5	0.5	/	0.5	0.5	58	-1	/	0.5	0.5	/	1
WIDTH OF HIP	53	/	0.5	+0.5	/	+0.5	55	+0.5	+0.5	/	0.5	/	57.5	+0.5	/	/	+0.5	/	61	/	0.5	/	0.5	/	1
WIDTH OF BOTTOM HEM (straight)	54	+0.5	/	/	/	/	56	+0.5	/	+0.5	/	/	58.5	+0.5	/	+0.5	/	/	62	-1	/	0.5	0.5	/	1
WIDTH OF SHOULDER HSP	39	-1	-1.2	-1.2	-1.2	-1.3	40	-1	-1.2	-1	-1.2	-1.5	41	-1	-1.2	-1.2	-1.3	-1	42	-1.2	-1	-1	-1.2	-1	0.5
ARMHOLE STRAIGHT FROM HSP	23	/	0.5	/	/	0.5	24	/	/	0.5	/	/	25	/	/	0.5	/	0.5	26	/	/	0.5	/	/	1
WIDTH OF UPPER SLEEVE	18	/	/	/	/	0.5	19	0.5	/	0.5	/	0.5	20	/	0.5	/	/	/	21	/	/	/	+0.5	/	1
SLEEVE LENGHT	62	0.8	-1	0.5	-1	0.8	62	0.5	-1	-1	0.5	0.5	62	0.5	-1	0.5	/	-1	62	-1	0.5	-1	-1	0.5	1
HEIGHT OF SLEEVE CUFF	2	/	/	/	/	/	2	/	/	/	/	/	2	/	/	/	/	/	2	/	/	/	/	/	0.5
WIDTH OF OPENING SLEEVE CUFF	10	/	/	+0.5	/	+0.5	10.5	+0.5	+0.5	/	+0.5	/	11	/	/	/	+0.5	/	11.5	/	+0.5	/	+0.5	/	1
NECK OPENING	18	+1	+0.5	+0.5	+0.5	+0.8	18.5	+0.5	+0.5	+0.5	+1	+0.5	19	+1	+0.5	+0.5	+1	+0.5	19.5	+0.5	+1	+1	+0.5	+0.5	1
NECK DROP FRONT	9	/	/	/	/	/	9.5	/	/	/	+0.5	/	10	+0.5	/	/	+0.5	/	10.5	/	/	/	/	/	1
NECK DROP BACK	1.5	/	+0.5	/	/	/	1.5	/	/	/	/	/	1.5	/	/	/	/	/	1.5	/	/	/	/	/	1
COLLAR HEIGHT BACK	8	/	+0.5	/	/	+0.5	8	+0.5	+0.5	/	+0.5	/	8	+0.5	+0.5	+0.5	+0.5	+0.5	8	+0.5	+0.5	+0.5	+0.5	+0.5	0.5
COLLAR POINT FRONT	6	+0.5	/	/	+0.5	/	6	/	/	/	/	/	6	+0.5	+0.5	/	/	+0.5	6	/	/	+0.5	/	+0.5	0.5
SEAM POSITION FROM HEM	16	-1	0.5	0.5	0.8	0.5	16	0.5	0.5	0.5	0.5	0.5	16	-1	0.5	0.5	0.5	0.8	16	0.5	0.5	0.5	0.5	0.5	1
WIDTH OF BOTTON PANEL	2.5	/	/	/	/	/	2.5	/	/	/	/	/	2.5	/	/	/	/	/	2.5	/	/	/	/	/	0.5
LENGHT FROM SHOULDERPOINT front	64	-1	0.5	-1	-1	0.5	66	-1.5	-1	-1	-0.5	-1	68	-1.2	-1	0.5	-1	-1	70	-1	/	-1	0.5	/	1-2
LENGHT FROM SHOULDERPOINT back	68	0.5	-1	-1	0.5	/	70	0.8	0.5	0.5	-1	/	72	0.5	-1	/	0.5	-1	74	0.5	0.5	-1	-1	-1	1-2

size chart 3

PO: 2mb style: 962857-406

MEASUREMENT POINT (CM)	SZ	46				SZ	48				SZ					SZ					TOL +/-
	CL					CL					CL					CL					
WIDTH OF CHEST	63.5	0.5	/	/	0.5	69.5	0.5	/	/	0.5											/
WIDTH OF WAIST	62	/	/	0.5	/	68	0.5	0.5	/	0.5											/
WIDTH OF HIP	65	/	/	/	0.5	71	-1	0.5	/	0.5											/
WIDTH OF BOTTOM HEM (straight)	66	/	0.5	/	/	72	0.5	/	0.5	0.5											/
WIDTH OF SHOULDER HSP	43	1	-1	1.2	-1	44	1.2	-1.2	-1.2	1.3											0.5
ARMHOLE STRAIGHT FROM HSP	27	/	/	/	0.5	28.5	/	/	/	0.5											/
WIDTH OF UPPER SLEEVE	22	/	0.5	/	0.5	23	0.5	0.5	/	0.5											/
SLEEVE LENGHT	62	/	-1	0.5	1	62	0.8	-1	-1	0.5											/
HEIGHT OF SLEEVE CUFF	2	/	/	/	/	2	/	/	/	/											0.5
WIDTH OF OPENING SLEEVE CUFF	12	/	0.5	/	0.5	12.5	/	0.5	/	0.5											/
NECK OPENING	20	0.5	+1	0.5	+1	20.5	/	/	0.5	0.5											/
NECK DROP FRONT	11	/	0.5	/	0.5	11.5	/	/	0.5	/											/
NECK DROP BACK	1.5	/	/	/	/	1.5	/	/	/	/											/
COLLAR HEIGHT BACK	8	0.5	0.5	0.5	0.5	8	/	0.5	0.5	/											0.5
COLLAR POINT FRONT	6	0.5	/	0.5	/	6	0.5	0.5	0.5	0.5											0.5
SEAM POSITION FROM HEM	16	0.5	0.5	0.5	0.5	16	0.5	0.5	0.5	0.5											/
WIDTH OF BOTTON PANEL	2.5	/	/	/	/	2.5	/	/	/	/											0.5
LENGHT FROM SHOULDERPOINT front	74	-1	0.5	/	0.5	76	-1	-1	-1	0.5											1-2
LENGHT FROM SHOULDERPOINT back	78	-1	-1	/	0.5	80	-1.5	-1	0.5	-1											1-2

size chart 4

7.Photos



Warehouse



Item 962857-406



Item 962857-406



Item 962857-406



Item 962857-406



Item 962857-406



Item 962857-406



Item 962857-406



Item 962857-406



Item 962857-406



Item 962857-406



Item 962857-406



Item 962857-406



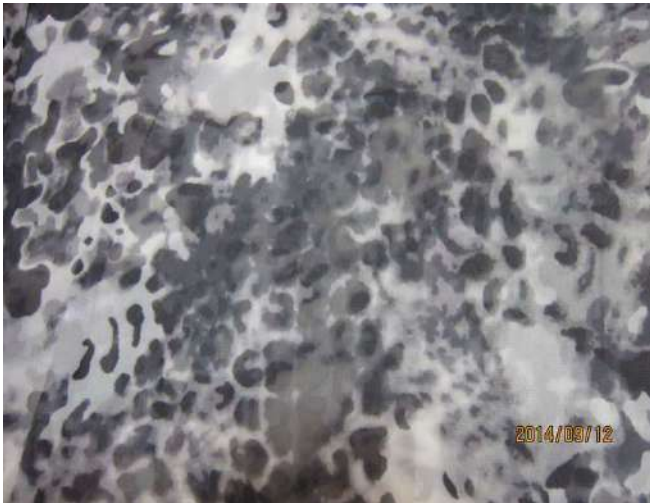
Item 962857-406



Item 962857-406



Item 962857-406



Item 962857-406



Item 962857-406



Item 962857-406



Item 962857-406






Item 962857-406



Item 962857-406



Item 962857-406




Item 162730-406



Item 162730-406



Item 162730-406



Item 162730-406



Item 162730-406



Item 162730-406



Item 162730-406



Item 162730-406




Item 162730-406



Item 162730-406



Item 162730-406



Item 162730-406



Item 162730-406



Item 162730-406



Item 162730-406



Item 162730-406



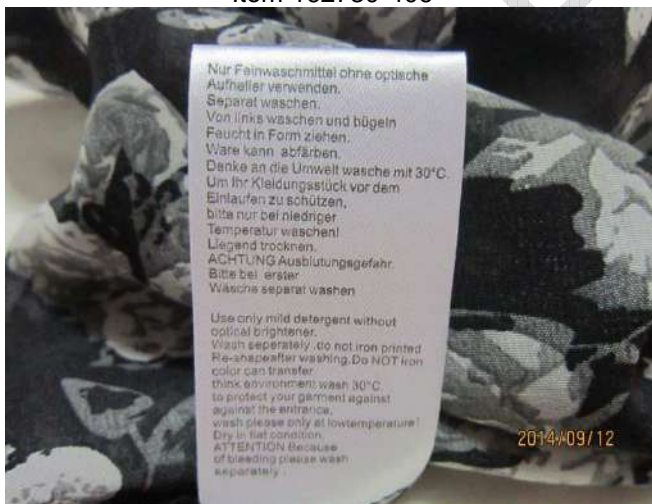
Item 162730-406



Item 162730-406



Item 162730-406



Item 162730-406



Item 162730-406




Item 162730-406



Item 162730-406



Item 162730-406



Item 162730-406



Sealed carton 1



Sealed carton 2

Inspector:	088	Auditor:	511
-------------------	-----	-----------------	-----

End of Report